

Beloukha®

Garden Herbicide

ACTIVE INGREDIENTS:

Pelargonic Acid* 51.98%

OTHER INGREDIENTS: 48.02%

TOTAL: 100.00%

* Contains 4.21 lbs of pelargonic acid per gallon of product

KEEP OUT OF REACH OF CHILDREN WARNING / AVISO

Si usted no entiende la etiqueta, busque a alguien para que se la explique a usted en detalle.

(If you do not understand the label, find someone to explain it to you in detail.)

READ THE LABEL AND ATTACHED BROCHURE BEFORE USING

PRECAUTIONARY STATEMENTS HAZARDS TO HUMANS AND DOMESTIC ANIMALS WARNING / AVISO

Causes substantial but temporary eye injury. Causes skin irritation. Harmful if inhaled. Do not get in eyes, on skin, or on clothing. Avoid breathing spray mist.

Wear protective eyewear such as goggles or face shield. Wash thoroughly with soap and water after handling and before eating, drinking, chewing gum, using tobacco or using the toilet. Remove contaminated clothing and wash clothing before reuse.

For Chemical Emergency
Spill, Leak, Fire, Exposure, or Accident
Call CHEMTREC Day or Night
1-800-424-9300

V202910242503



Produced For:
Certis Belchim B.V.
Stadsplateau 16,
PO Box 607
3500 AP Utrecht
Netherlands

GROUP 0 HERBICIDE

- **Low Odor**
- **Quick Burndown**
- **Fast Acting**
- **Kills Moss**
- **2.5 gallons makes up to 50 gallons of spray solution**

EPA REG. NO. 91746-8
EPA Establishment No. 42750-MO-001

Non- Refillable Container
Net Contents 2.5 Gallons (9.46 L)

Job 232530

FIRST AID	
IF IN EYES	<ul style="list-style-type: none"> • Hold eye open and rinse slowly and gently with water for 15 to 20 minutes. • Remove contact lenses, if present, after the first 5 minutes, then continue rinsing eye. • Call a poison control center or doctor for treatment advice.
IF ON SKIN OR CLOTHING	<ul style="list-style-type: none"> • Take off contaminated clothing. • Rinse skin immediately with plenty of water for 15 to 20 minutes. • Call a poison control center or doctor for treatment advice.
IF SWALLOWED	<ul style="list-style-type: none"> • Immediately call a poison control center or doctor • Do not induce vomiting unless told to do so by a poison control center or doctor. • Do not give any liquid to the person. • Do not give anything by mouth to an unconscious person.
IF INHALED	<ul style="list-style-type: none"> • Remove victim to fresh air. • If person is not breathing, call 911 or an ambulance, then give artificial respiration, preferably mouth-to-mouth, if possible. • Call a poison control center or doctor for further treatment advice.
<p style="text-align: center;">HOTLINE NUMBER</p> <p style="text-align: center;">Have the product container or label with you when calling a poison control center or doctor, or going for treatment. You may also contact (800) 424-9300 for emergency medical treatment information.</p>	

For Chemical Emergency
Spill, Leak, Fire, Exposure, or Accident
Call CHEMTREC Day or Night 1-800-424-9300

PRECAUTIONARY STATEMENTS
HAZARDS TO HUMANS AND DOMESTIC ANIMALS
WARNING / AVISO

Causes substantial but temporary eye injury. Causes skin irritation. Harmful if inhaled. Do not get in eyes, on skin, or on clothing. Avoid breathing spray mist. Wear protective eyewear such as goggles or face shield. Wash thoroughly with soap and water after handling and before eating, drinking, chewing gum, using tobacco or using the toilet. Remove contaminated clothing and wash clothing before reuse.

PERSONAL PROTECTIVE EQUIPMENT (PPE)

Applicators and other handlers who may be exposed to the diluted product must wear:

- Long-sleeved shirt and long pants
- Shoes plus socks

Applicators and other handlers who may be exposed to the concentrated product must wear:

- Coverall worn over short-sleeved shirt and short pants
- Waterproof or chemical-resistant gloves such as barrier laminate, nitrile, rubber or neoprene rubber
- Chemical resistant footwear plus socks
- Protective eyewear (goggles and face shield)

Follow manufacturer's instructions for cleaning/maintaining PPE. If no such instructions for washables, use detergent and hot water. Keep and wash PPE separately from other laundry.

USER SAFETY RECOMMENDATIONS

Users should:

- Remove clothing/PPE immediately if pesticide gets inside. Then wash thoroughly and put on clean clothing.
- Remove PPE immediately after handling this product. Wash the outside of gloves before removing. As soon as possible, wash thoroughly and change into clean clothing.

Engineering Controls Statement: When handlers use closed systems, enclosed cabs, or aircraft in a manner that meets the requirements listed in the Worker Protection Standard (WPS) for agricultural pesticides [40 CFR 170.240(d)(4-5)], the handler PPE requirements may be reduced or modified as specified in the WPS.

ENVIRONMENTAL HAZARDS

Killing aquatic weeds can result in depletion or loss of oxygen in the water due to decomposition of dead plant material. This oxygen loss can cause fish suffocation. Consult with your State agency with primary responsibility for regulating pesticides before applying to public waters to determine if a permit is required. For terrestrial uses, do not apply directly to water, to areas where surface water is present or to intertidal areas below the mean highwater mark. Do not contaminate water when cleaning equipment or disposing of equipment wash waters and rinsate.

Do not discharge effluent containing this product into lakes, streams, ponds, estuaries, oceans, or other waters unless in accordance with the requirements of a National Pollutant Discharge Elimination System (NPDES) permit and the permitting authority has been notified in writing prior to discharge. Do not discharge effluent containing this product to sewer systems without previously notifying the local sewage treatment plant authority. For guidance contact your State Water Board or Regional Office of the EPA.

DIRECTIONS FOR USE

It is a violation of Federal law to use this product in a manner inconsistent with its labeling.

DO NOT apply this product in a way that will contact workers or other persons either directly or through drift. Only protected handlers may be in the area during application. For any requirements specific to your State or Tribe, consult the State or Tribal agency responsible for pesticide regulation.

AGRICULTURAL USE REQUIREMENTS

Use this product only in accordance with its labeling and with the Worker Protection Standard (WPS), 40 CFR Part 170. This standard contains requirements for the protection of agricultural workers on farms, forests, nurseries, and greenhouses, and handlers of agricultural pesticides. It contains requirements for training, decontamination, notification, and emergency assistance. It also contains specific instructions and exceptions pertaining to the statements on this label about personal protective equipment (PPE), and restricted-entry interval (REI). The requirements in this box only apply to uses of this product that are covered by the WPS.

DO NOT enter or allow worker entry into treated areas during the REI of 12 hours.

For early entry to treated areas that is permitted under the WPS and that involves contact with anything that has been treated, such as plants, soil, or water, wear: coveralls, chemical-resistant gloves made of any waterproof material, chemical resistant shoes and socks, and protective eyewear.

NON-AGRICULTURAL USE REQUIREMENTS

The requirements in this box apply to uses of this product that are NOT within the scope of the Worker Protection Standard for agricultural pesticides (40 CFR Part 170). The WPS applies when this product is used to produce agricultural plants on farms, forests, nurseries, or greenhouses. Keep unprotected persons out of the treated areas until the sprayed area is dry.

GENERAL INFORMATION

This product is a contact, non-selective, broad spectrum, foliar-applied herbicide. This product will only control actively growing emerged green vegetation. It provides burndown of both annual and perennial broadleaf and grass weeds, as well as most mosses and other cryptogams. The degree of burndown and the longevity of control are less when the plants are inactive, mature, or biennial/perennial types. This product is not translocated. It will burn only those plant parts that are coated with spray solution. This product is a non-volatile, emulsifiable concentrate. It can be applied through most standard or field type sprayers after dilution and mixing with water in accordance with label instructions. For best results, spray coverage should be uniform and complete. Visible effects on most weeds occur within hours. This product does not damage mature, non-green, woody parts of plants. Cool weather following treatment may slow the activity of this product and delay or reduce visual effects. This product provides no residual weed control. Repeat treatments will be necessary for new plants emerging from seed or regrowth of treated vegetation. Should residual control be desired, use a product recommended for the use situation.

USE METHODS

See the "Use Sites" section of this label to match the method of use with the crop or use situation.

1.	Vegetative Burndown - General control of weeds for seedbed or site preparation, non-crop and around aquatic sites. Spot treatments may be used in crop and pasture situations
2.	Directed and Shielded Sprays - Applications may be made in and around desirable plants when contact of foliage and green bark is avoided.
3.	Prior to Emergence of Plants from Seed, Perennial Rootstocks, Corms and Bulbs - Ensure applications are made before new growth or crop emerges from soil or damage will occur.
4.	Dormant or Post Harvest Spray - For control of weeds growing in dormant turf or fields after this commodity has been harvested. Partially green growth will be killed or stunted
5.	Sucker Control, Pruning and Trimming - To burn back unwanted basal sucker growth on woody trees and foliage growth on vines, and excessive cane growth in brambles. Apply only to unwanted vegetative parts. Apply before suckers become woody.
6.	Harvest Aid and Desiccation - To remove leaves of plants prior to harvest and/or burn-down of weeds to facilitate harvest. Harvest aid and desiccation uses include applications to root and tuber vegetables, bulb vegetables and cotton only. Applications must be made no later than twenty-four hours prior to harvest (pre-harvest interval = 24 hours).
7.	Structural and Building Applications - Apply to unwanted vegetation in and around buildings and structures. Application to walks, benches, walls, floors, roofs, cooling pads for the control of moss and certain algae. A temporary residue or precipitate may result when used on some types of concrete, masonry, brick or stone.

MIXING AND APPLICATION PROCEDURES

APPLY SPRAY SOLUTION IN PROPERLY MAINTAINED AND CALIBRATED EQUIPMENT CAPABLE OF DELIVERING DESIRED VOLUMES. APPLICATIONS SHOULD BE PROPERLY DIRECTED TO AVOID SPRAYING OR ALLOWING DRIFT TO DESIRABLE PLANTS. ALWAYS CLEAN TANK, PUMP, AND LINE THOROUGHLY WITH WATER AFTER USE.

Do not apply this product through any type of irrigation system.

This product may not be aerially applied. Spray droplet size should be adjusted to minimize drift and allow application to the intended exposure area only.

This product mixes readily with water. Prior to application, prepare the spray mixture by filling the spray or mix tank with $\frac{3}{4}$ the required amount of water then add the proper amount of product. Fill remainder of tank with water to the total amount of spray solution needed. Remove hose promptly from tank to avoid spray solution siphoning back into hose or water source. Mix well.

Foaming may occur during mixing and/or application. If needed, a defoaming agent may be added to prevent excessive foaming. Ensure that foaming agent is approved for use around crops if area to be sprayed includes edible crops.

For best results, ensure that the product is thoroughly mixed at filling and during spray application. Agitation should be maintained during operation. For sprayers without agitation, mix or shake solution regularly to maintain suspension. Without agitation, product separates quickly from spray solution.

NOTE: To assure compatibility of this product with other products, pour the products into a small container of water in the correct proportions. After thorough mixing, let stand for 5 minutes. If the combination remains mixed, or can be re-mixed readily, the mixture is compatible.

Make foliar applications by ground in sufficient water for complete coverage of the foliage. Unless otherwise specified elsewhere in this label, use a minimum of 20 gallons of water/Acre. **DO NOT** apply this product aerially. **DO NOT** apply this product through any type of irrigation system. Adjust spray droplet size to minimize drift and contain application to intended exposure areas only.

For best results with backpack or other small tank applicators ensure thorough mixing of herbicidal solution at filling and during the spray operation. Sprayers without continuous agitation should be shaken or mixed regularly to maintain suspension. Without agitation, this product separates quickly out of the spray solution.

DO NOT apply to weeds when wet from dew, rain or irrigation. **DO NOT** irrigate within 2 hours after application.

DO NOT apply if rainfall is expected within 2 hours.

BOOM EQUIPMENT: For best control of annual, biennial, or perennial weeds using conventional boom equipment, use the product rate indicated for the intended weed in 75 – 200 gallons of spray solution or water/acre as a broadcast spray. When tank mixed with other products, use lower delivery rates of 10 – 75 gallons/acre spray solution. Increase spray volume within the specified range as weed density increases. **DO NOT** apply when wind speed favors drift beyond the area intended for treatment.

The pesticide supply tank should be equipped with a means for continuous agitation either by recirculation or a mechanical agitator. Charge the supply tank with the appropriate amount of water and add the pesticide slowly followed by any sticker-spreaders, insecticides, nutrients, etc. Observe all cautions and limitations on the labels of all products used in the mixtures.

HAND-HELD AND HIGH-VOLUME EQUIPMENT: For use with knapsack and backpack sprayers, pump-up pressure sprayers, handguns, hand wands, and other hand-held spray equipment and vehicle mounted high volume spray equipment in spray-to-wet applications. Apply spray solutions of this product to foliage of vegetation to be controlled. For most efficient use of spray mixture, spray all leaf surfaces uniformly and completely to wetness, but not to the point of runoff.

SELECTIVE PLACEMENT EQUIPMENT: Direct spray of the herbicide solution to the weeds using a shielded applicator that uses a physical barrier to protect desirable vegetation from the herbicide spray. Follow spray volume instructions of the equipment or nozzle manufacturer when using this application method.

USE RATES

Mix this product in the proportions as listed in the rates table below and deliver the spray solution through boom or high volume and hand held equipment.

SOLO USE

Use the following amounts of product (volume/volume) in a total spray volume of 75 to 200 gallons / acre using boom, hand-held or high volume equipment.

- Use a 3.5-5.75% solution for control of annual weeds, mosses and cryptogam. Use the lower end of the rate range for young, succulent and actively growing weeds and the higher end of the rate range for weeds taller than 6 inches in height or weeds in the flowering stage. Use the higher rate for herbicidal control mosses, lichens and other cryptogams on structures and surfaces.
- Use a 5.75-8.0% solution for burndown of perennial herbaceous plants, established weeds, and control of sucker growth. Use the high end of the rate range for perennial weeds at or past the flower stage or "hardened" weeds.
- Use an 8.0-11.5% solution for maximum vegetative burndown, edging or foliar trimming.

Repeat application as required to maintain desired level of weed control and to control emerging seedlings and underground growth.

TANK MIX USE

Tank mixing must be done in accordance with the most restrictive label limitations and precautions. DO NOT exceed any labelled dose rates. DO NOT mix this product with any product containing a label prohibition against such mixing.

Always predetermine tank mix capability of this product with other products prior to application. Mix proportional amounts of all products and water in a container and observe for adverse reactions. When tank mixing, add components in the following sequence (if using): (1) wettable powders, (2) flowable liquids, (3) emulsifiable liquids, (4) this product, (5) water soluble liquids, and (6) adjuvants.

Beloukha and Residual Herbicides: For burndown of vegetation followed by residual control of weeds emerging from seed or underground parts, mix this product with a recommended soil-active herbicide such as all formulations consisting of sulfonylurea, imidazolinone, triazine, dinitroaniline and acylurea herbicides. Follow the use instructions and rates of the residual companion product plus:

- 3 - 5% for annual weeds and vegetation
- 5 - 7% for perennial herbaceous and late stage annuals
- 7 - 10% for maximum vegetation burndown

RATE TABLE	Amount of Beloukha for Following % Solution (volume/volume)				
Desired volume of spray solution (gallons)	1%	3.5%	5.75%	8%	11.5%
1	1 1/3 oz	4 2/3 oz	7 2/3 oz	10 2/3 oz	15 1/3 oz
5	6 2/3 oz	23 1/3 oz	1 1/4 qt	1 2/3 qt	2 1/2 qt
10	13 oz	1 1/2 qt	2 1/3 qt	3 1/4 qt	4 2/3 qt
50	2 qt	1 3/4 gal	3 gal	4 gal	5 3/4 gal
75	3 qt	2 2/3 gal	4 1/3 gal	6 gal	8 2/3 gal
100	1 gal	3.5 gal	5.75 gal	8 gal	11.5 gal

USE SITES

CARE MUST BE EXERCISED TO AVOID CONTACT OF SPRAY WITH FOLIAGE OF DESIRABLE TURFGRASSES, TREES, SHRUBS, OR OTHER DESIRABLE VEGETATION SINCE DAMAGE MAY RESULT.

Best results are obtained when applications are made to young succulent weeds and when spray solutions cover all leaf surfaces. Mature, woody weeds are less susceptible. Repeat applications as needed to give desirable levels of weed control.

Select nozzles/pressure combinations that deliver large coarse droplets such as solid cones or flat fans at low pressures, and avoid nozzle/pressure combinations that generate fine particles or mist. If spraying areas adjacent to desirable plants, use a shield to help prevent spray from contacting foliage of desirable plants.

Treated areas may be reseeded or transplanted into as soon as desirable levels of weed control are obtained

Crop Group	Representative Crops Such As	Use Method*
Root, tuber and perennial vegetables	Asparagus, artichoke, beet, carrot, ginger, ginseng, horseradish parsnip, potato, radish, rutabaga, sweet potato, turnip and yam. ¹ Harvest aid and desiccation uses are only approved for root and tuber vegetables in this crop group.	1, 2, 3, 4, 6 ¹
Bulb Vegetables	Garlic, leek, onion, and shallot.	1, 2, 3, 6
Cole or Brassica Crops	Broccoli, Brussels sprouts, cabbage, cauliflower, collards, kale, kohlrabi, greens (mustard and turnip)	1, 2, 3
Legume Vegetable	Beans (Phaseolus spp. such as: field green, kidney, lima, mung, navy, pinto, snap, and wax beans) (Vigna spp. such as: black-eyed, Chinese longbean, cowpea, and southern pea) peas (Pisum spp. such as: garden, green, sugar and snow pea), lentil, and soybean	1, 2, 3
Fruiting Vegetables	Eggplant, okra, pepper (bell, chili, sweet), pimento, and tomato.	1, 2, 3
Cucurbits and Melons	Cucumber, gourd, muskmelon, cantaloupe, pumpkin, squash, and watermelon	1, 2, 3
Citrus	Grapefruit, kumquat, lemon, lime, orange, tangerine, and tangelo.	1, 2
Pome Fruit	Apple, crabapple, pear, and quince	1, 2, 5
Stone Fruit	Apricot, cherry, nectarine, peach, plum, and prune	1, 2, 5
Small Fruit, Berries, and Grape	Blackberry, blueberry, boysenberry, cranberry, currant, dewberry, grape (all types), loganberry, olallieberry, raspberry, and strawberry.	1, 2, 3, 5
Nuts	Almond, brazil nut, chestnut, filbert, macadamia, pecan, pistachio, and walnut	1, 2, 5
Tropical and Other Fruit	Avocado, banana, coconut, date, fig, guava, kiwi, mango, olive, persimmon, papaya and pineapple.	1, 2, 5
Field Crops and Cereal Grains	Barley, buckwheat, canola, corn (field, popcorn, sweetcorn), cotton ² , cowpea, millet, oat, peanut, rice, rye, safflower, sorghum, sugarcane, sunflower, and wheat. ³ Harvest aid and desiccation uses are only approved for cotton in this crop group.	1, 2, 3, 6 ³
Forages and Pasture Grasses (Forage or Seed)	Alfalfa, clovers, trefoil, vetch, bromegrass, fescue, bluegrass, lespedeza, ryegrass, sudangrass, timothy, range grasses, and crops grown for livestock feed.	1, 3, 4
Herbs & Spices	Anise, basil, caraway, chive, cumin, curry, dill, fennel, oregano, mints, rosemary, sage, savory, sweet bay, tarragon, thyme and wintergreen	1, 3, 2, 4
Beverage and Specialty Crops	Cocoa, coffee, hops, tea, tobacco, and jojoba.	1, 2, 5

*See the corresponding numbers in the "Use Methods" section of this label to determine the use and precautions.

Non-Crop Group	Representative Non-Crops Such As	Use Method*
Turf, Flowers, Bedding and Landscape Plants	Turfgrass (maintenance, sod or seed production), bedding plants, flowers, and ornamentals.	1, 2, 3, 4, 5, 6
Trees and Shrubs	Christmas trees, forest and commercial trees, landscape trees, and nursery trees or shrubs	1, 2, 5
Greenhouse and Indoor Use	All crops, plants, and structures.	1, 2, 3, 7
Noncrop, Industrial, and Public Areas	Farmstead, homestead, fallow land, storage areas, schools, paved areas, rights-of-way (e.g., road, railroad, utilities), parking lots, recreation areas (e.g., athletic fields, campgrounds, golf courses, playgrounds), walks, industrial sites (e.g., lumberyard, tank farms, buildings).	1, 2, 7
Structures, Buildings, and Walkways	Bench, deck, equipment, floor, roof, walls, walks, and evaporative cooling pads	7
Dry Aquatic Sites, Dry Drainage Systems and Around Aquatic Sites	Applications must be made 72 hours prior to reflooding of dry aquatic sites. Dry ditches, dry canals, ditch banks, and for use above the water line or after draw-down of agricultural irrigation water and ditch systems, industrial ponds and disposal systems, and impounded water area	1, 7
Aquatic Sites including draining systems	Applications may be made to provide burn down in and around flowing, non-flowing or transient bodies of fresh and brackish surface water including lakes, rivers, streams, ponds, estuaries, rice paddies, seeps, irrigation and drainage ditches, canals, reservoirs, wetlands and wastewater treatment facilities. This product may also be used to control weeds in intertidal areas below the mean high-water mark and on terrestrial sites where bodies of water may be present and a buffer that will ensure no overspray of the water cannot be maintained.	1, 7

*See the corresponding numbers in the "Use Methods" section of this label to determine the use and precautions.

USE PRECAUTIONS

AVOID DRIFT. CARE MUST BE USED WHEN APPLYING THIS PRODUCT TO PREVENT INJURY TO DESIRABLE PLANTS.

This product is a contact herbicide that kills or damages all green plant tissue. Do not allow spray solution to mist, drip, drift, or splash onto desirable vegetation since any green vegetation contacted by this herbicide may be damaged.

Keep people, pets and livestock off treated areas until spray solution has dried to prevent transfer of this product onto desirable vegetation.

Before using this product for aquatic weed control or for terrestrial weed control near aquatic sites, read the following information carefully:

- This product does not control plants that are completely submerged or have a majority of their foliage under water.
- There is no restriction on the use of water for irrigation, recreation or domestic purposes following direct application of this product to emerged aquatic plants.
- Consult your local State agency with primary responsibility for regulating pesticides, State fish and wildlife agency and/or water control authority before applying this product to vegetation growing in public waters to determine if a permit is required.
- Application of this product to moving bodies of water must be made while traveling upstream to prevent concentration of this herbicide in the water.
- When making a bankside application, do not overlap more than 1 foot into open water.
- Do not apply this product to bodies of water where emerged weeds do not exist.
- When emerged weed infestations cover the total surface area of an impounded waterbody, apply this product to the emerged vegetation in strips to help avoid oxygen depletion in the water due to decaying vegetation. Oxygen depletion in the water can result in increased fish mortality.

STORAGE AND DISPOSAL

Do not contaminate water, food or feed by storage and disposal.

PESTICIDE STORAGE: Keep container tightly sealed when not in use. This product should be stored in its original container in a cool, dry locked place out of reach of children and pets.

PESTICIDE DISPOSAL: To avoid waste, use all material in this container by application according to label directions. If waste cannot be avoided, offer remaining product to a waste disposal facility or pesticide disposal program (often such programs are run by state or local governments).

CONTAINER HANDLING:

Nonrefillable Containers 5 Gallons or Less:

Nonrefillable container. Do not reuse or refill this container. Triple rinse container (or equivalent) promptly after emptying. **Triple rinse as follows:** Empty the remaining contents into application equipment or a mix tank and drain for 10 seconds after the flow begins to drip. Fill the container 1/4 full with water and recap. Shake for 10 seconds. Pour rinsate into application equipment or a mix tank or store rinsate for later use or disposal. Drain for 10 seconds after the flow begins to drip. Repeat this procedure two more times. Then offer for recycling or reconditioning, or puncture and dispose of in a sanitary landfill, or by other procedures approved by State and local authorities. Plastic containers are also disposable by incineration. Do not burn unless allowed by state and local ordinance. If burned stay out of smoke.

NOTICE TO BUYER

Seller warrants that this product conforms to the chemical description on this label and is reasonably fit for the purposes stated in the Directions for Use, subject to the inherent risks described above, when used in accordance with the Directions for Use under normal conditions. To the extent consistent with applicable law, this warranty does not extend to use of this product contrary to label directions, or under abnormal use conditions, or under conditions not reasonably foreseeable to Seller. To the extent consistent with applicable law, the Seller shall not be liable for any such use. To the extent consistent with applicable law, the Seller makes no other warranties, either expressed or implied.

All trademarks appearing on this label are the property of their respective owners.

Specimen Label

Beloukha®

Garden Herbicide

ACTIVE INGREDIENTS:

Pelargonic Acid 51.98%
OTHER INGREDIENTS: 48.02%
TOTAL: 100.00%

* Contains 4.21 lbs of pelargonic acid per gallon of product

GROUP 0 HERBICIDE

KEEP OUT OF REACH OF CHILDREN WARNING / AVISO

Si usted no entiende la etiqueta, busque a alguien para que se la explique a usted en detalle.
(If you do not understand the label, find someone to explain it to you in detail.)

READ THE LABEL AND ATTACHED BROCHURE BEFORE USING

FIRST AID	
IF IN EYES	<ul style="list-style-type: none">• Hold eye open and rinse slowly and gently with water for 15 to 20 minutes.• Remove contact lenses, if present, after the first 5 minutes, then continue rinsing eye.• Call a poison control center or doctor for treatment advice.
IF ON SKIN OR CLOTHING	<ul style="list-style-type: none">• Take off contaminated clothing.• Rinse skin immediately with plenty of water for 15 to 20 minutes.• Call a poison control center or doctor for treatment advice.
IF SWALLOWED	<ul style="list-style-type: none">• Immediately call a poison control center or doctor• Do not induce vomiting unless told to do so by a poison control center or doctor.• Do not give any liquid to the person.• Do not give anything by mouth to an unconscious person.
IF INHALED	<ul style="list-style-type: none">• Remove victim to fresh air.• If person is not breathing, call 911 or an ambulance, then give artificial respiration, preferably mouth-to-mouth, if possible.• Call a poison control center or doctor for further treatment advice.
<p style="text-align: center;">HOTLINE NUMBER</p> <p>Have the product container or label with you when calling a poison control center or doctor, or going for treatment. For non-emergency information, on product usage for example, call (1-855-445-7990), Monday through Friday, 9 a.m. to 5 p.m. For medical emergencies call your poison control center at (800) 424-9300.</p>	

For Chemical Emergency Spill, Leak, Fire, Exposure, or Accident
Call CHEMTREC Day or Night Within USA and Canada: 1-800-424-9300

**PRECAUTIONARY STATEMENTS
HAZARDS TO HUMANS AND DOMESTIC ANIMALS
WARNING / AVISO**

Causes substantial but temporary eye injury. Causes skin irritation. Harmful if inhaled. Do not get in eyes, on skin, or on clothing. Avoid breathing spray mist. Wear protective eyewear such as goggles or face shield. Wash thoroughly with soap and water after handling and before eating, drinking, and chewing gum, using tobacco or using the toilet. Remove and wash contaminated clothing before reuse.



Certis Belchim B.V.
Stadsplateau 16,
PO Box 607
3500 AP Utrecht
Netherlands

V202910242503

EPA REG. NO. 91746-8
EPA Establishment No. 42750-MO-001

Non- Refillable Container
Net Contents 2.5 Gallons (9.46 L)

PEEL BACK BOOK HERE

Lot Number:

PROOF

THIS PROOF IS TO BE CHECKED FOR ACCURACY

Please review and approve **Text, Spelling, Copy Placement, Size, Shape, Colors** and **Dieline**.

Authorized signature accepts responsibility for accuracy of all copy, color break and artwork. Cimarron Label is not liable for any discrepancies subsequently identified.







PLEASE NOTE: Due to color variance between printers/monitors, the colors represented by this proof cannot be deemed accurate. Please refer to a color matching system such as the Pantone Matching System for a truer representation of spot colors.

THIS PROOF IS NOT ACCURATE FOR COLOR-MATCH.

Dieline does not print.



4201 North Westport Ave. • Sioux Falls, SD 57107
Phone: (605) 978-0451 • Fax: (605) 978-0463

DATE	JOB NUMBER	CUSTOMER
4/4/24	232530	ALBAUGH
LABEL SIZE	LEAFLET FOLDED SIZE	LEAFLET FLAT SIZE
5.875" x 7.625"	5.375" x 6.625"	5.375" x 32.8125"
LABEL COLORS	LEAFLET "OUT" COLORS	LEAFLET "IN" COLORS
 BLK	 BLK  CYAN  MAG  YELLOW	 BLK

PATTERN VARNISH: YES NO

Form: CS 006L - 11/8/2011

ARTWORK IS APPROVED

REVISED PROOF NEEDED

WE CANNOT PROCESS THIS ORDER WITHOUT AN AUTHORIZED SIGNATURE

Signed Colleen M. Jozzi Date 04-5-24